

RETURN

To return a book early:

- Tap **MY STUFF** and then tap on **CHECKOUTS**.



- Tap on the cover or title of the book to bring up the title details screen, then tap **RETURN**.



- A box will pop up asking you to confirm if you want to return your book. Tap **YES**.
- Your item will be returned instantly. You're good to go!

THINGS TO KNOW

- Items check out for 14 days.
- No late fees.
- 5 checkouts per card.
- 5 holds per card.
- When a hold becomes available, you have 2 days to check it out.
- Items will return automatically on the due date.

Need more help?

Call 847-428-3661, ask for Info. Desk
Email LibraryHelp@frvpld.info.

Dundee Library

555 Barrington Ave. (Rt. 68)
East Dundee, IL 60118

Monday—Thursday: 9 a.m. to 9 p.m.
Friday—Saturday: 9 a.m. to 5:30 p.m.
Sunday: 1 to 5 p.m.

Randall Oaks Library

500 N. Randall Road
West Dundee, IL 60118

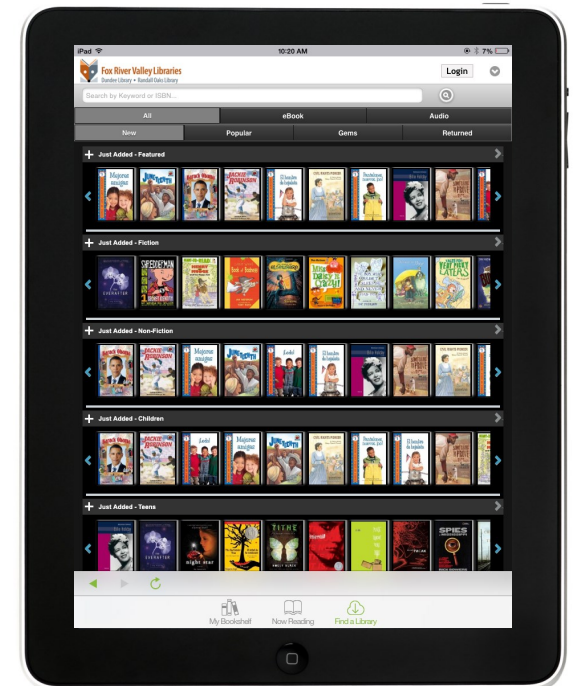
Monday—Thursday: 9 a.m. to 8 p.m.
Friday—Saturday: 9 a.m. to 5 p.m.
Sunday: 1 to 5 p.m.

Phone: 847.428.3661

axis360

E-Books and Audiobooks

For Smartphones
and Tablets



Fox River Valley Libraries
Dundee Library • Randall Oaks Library

HOW TO DOWNLOAD E-BOOKS AND AUDIOBOOKS TO A SMARTPHONE OR TABLET

To get started you'll need:

- Valid FRVPLD card
- Internet capable device (phone or tablet)

1

DOWNLOAD AXIS 360 APP

- On your device, search for and download the **AXIS 360** app from your app store.
- Once it is downloaded and installed, tap on the **AXIS 360** icon to open the app.



2

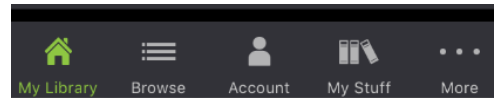
CHOOSE LIBRARY (ONE TIME)

- Tap **SKIP TO FIND YOUR LIBRARY OR SCHOOL NOW.**
- Tap in the **SEARCH FOR MY LIBRARY** box and search for Fox River Valley.
- Tap **Fox River Valley Public Library District** to select.
- Enter your FRVPLD card number as the **LIBRARY ID** then tap **LOGIN.**


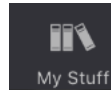
3

CHECKOUTS / SEARCH

- Menu will appear at the bottom



- To see your Checkouts, Holds and Wish List, tap on **MY STUFF**
- To search for a title, tap on the **SEARCH** icon. Type in the title or author then tap **SEARCH.**
- To browse by **Category**, tap on the **Browse** icon.



4

TITLE INFO / AVAILABILITY

- If it is an eAudiobook you will see a headset icon.
- If it is an eBook you will see a book icon.
- Tap the book cover for more info.
- If the item is available, you will see:
- If the item is not available, you will see:



Checkout

Place On Hold

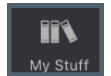
5

CHECK OUT / READ / LISTEN

- Tap **CHECKOUT.** Tap **CHECKOUT** again to confirm.
- Your item will automatically download. Once it is done, start reading or listening by tapping **READ NOW** (eBook) or **LISTEN NOW** (eAudiobook).
- If you leave the app and then come back, just tap **MY STUFF** to see your checkouts and continue.

Read Now

Listen Now



6

RENEW

- If there are no holds on an item, a **Renew** button will appear 3 days before an item expires.
- In the **Axis 360** app, tap on **My Stuff** from the bottom menu.
- Tap the cover of the item you would like to renew.
- Tap **Renew.**

Renew