

7

RETURN

To return a book early:

For IOS devices:

- To view your checkouts and holds, tap **MY STUFF**
- To return a book early, tap **RETURN**.



For Android devices:

- Tap the **LIST** icon.
- Tap the gray arrow next to the book you want to return.
- Tap **RETURN**.



THINGS TO KNOW

- Items check out for 14 days.
- No late fees.
- 5 checkouts per card.
- 5 holds per card.

Need more help?

Call 847-428-3661, ask for Info. Desk
Email LibraryHelp@frvpld.info.

Dundee Library

555 Barrington Ave. (Rt. 68)
East Dundee, IL 60118

Monday—Thursday: 9 a.m. to 9 p.m.
Friday—Saturday: 9 a.m. to 5:30 p.m.
Sunday: 1 to 5 p.m.

Randall Oaks Library

500 N. Randall Road
West Dundee, IL 60118

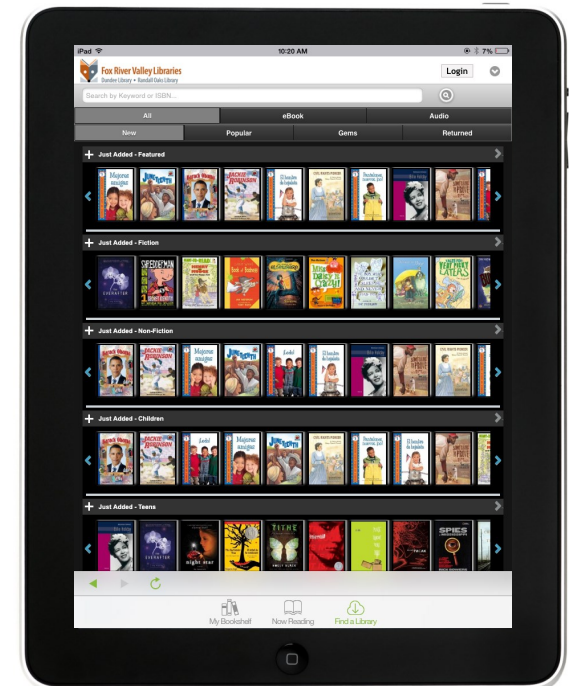
Monday—Thursday: 9 a.m. to 8 p.m.
Friday—Saturday: 9 a.m. to 5 p.m.
Sunday: 1 to 5 p.m.

Phone: 847.428.3661

axis360

E-Books and Audiobooks

For Smartphones
and Tablets



Fox River Valley Libraries
Dundee Library • Randall Oaks Library

HOW TO DOWNLOAD E-BOOKS AND AUDIOBOOKS TO A SMARTPHONE OR TABLET

To get started you'll need:

- Valid FRVPLD card
- Internet capable device (phone, laptop, or tablet)

1

DOWNLOAD AXIS 360 APP

- On your device, search for and download the **AXIS 360** app from your app store.
- If you are installing the app on a tablet or computer, open the app and input or create an **ADOBE ID**.

axis360

2

CHOOSE LIBRARY (ONE TIME)

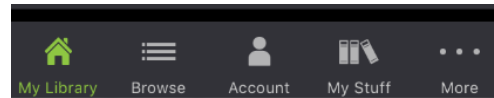
- Click on **SKIP TO FIND YOUR LIBRARY OR SCHOOL NOW**
- Tap in the **SEARCH FOR MY LIBRARY** box and search for Fox River Valley.
- Tap **Fox River Valley Public Library District** to select

Enter your FRVPLD card number as the **LIBRARY ID** then tap **LOGIN**.

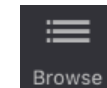

3

CHECKOUTS / SEARCH

- Menu will appear at the bottom



- To see your Checkouts, Holds and Wish List, tap on **MY STUFF**
- To search for a title, tap on the **SEARCH** icon. Type in the title or author then tap **SEARCH**
- To browse by **Category**, tap on the **Browse** icon



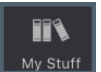
5

CHECK OUT / READ / LISTEN

- Tap **CHECKOUT**. Tap **CHECKOUT** again to confirm.
- For **EBOOKS**, you may have to tap **Download Now**
- After book downloads, begin reading. To turn page, swipe from right to left.
- For audio book, tap **Listen Now**
- If you come back into app, tap **MY STUFF** to see your checkouts and continue

Download Now

Listen Now



6

RENEW

- If there are no holds on an item, a **Renew** button will appear 3 days before an item expires.
- In the **Axis 360** app, tap on **My Stuff** from the bottom menu.
- Tap the cover of the item you would like to renew.
- Tap **Renew**.

Return

Renew

Remove

4

TITLE INFO / AVAILABILITY

- If it is an audio book you will see a headset icon.
- If it is an E-book you will see an Ebook icon.
- Tap the book cover for more info.
- If the item is available, you will see: **Checkout**
- If the item is not available, you will see: **Place On Hold**



Checkout

Place On Hold