

RENEW

7

- A **RENEW** button will appear on your bookshelf three days before the title expires.
- If it's green, click to renew the title. If it's gray, the title cannot be renewed.

Expires in 3 days
 **Renew**

RETURN

8

To return a book early, press and hold down on the book cover until a menu appears. Tap **RETURN**.

THINGS TO KNOW

- Items check out for 14 days.
- No late fees.
- 15 checkouts per card at one time.
- 10 holds per card at one time.
- When a hold becomes available, you have 3 days to check it out.
- Turn on **Auto Checkout** to have holds checked out when they become available.
- Items will return automatically on the due date.

Need more help?

Call 847-428-3661, ask for Information Desk
Email LibraryHelp@frvpld.info.

Dundee Library

555 Barrington Ave. (Rt. 68)
East Dundee, IL 60118

Monday—Thursday: 9 a.m. to 9 p.m.
Friday—Saturday: 9 a.m. to 5:30 p.m.
Sunday: 1 to 5 p.m.

Randall Oaks Library

500 N. Randall Road
West Dundee, IL 60118

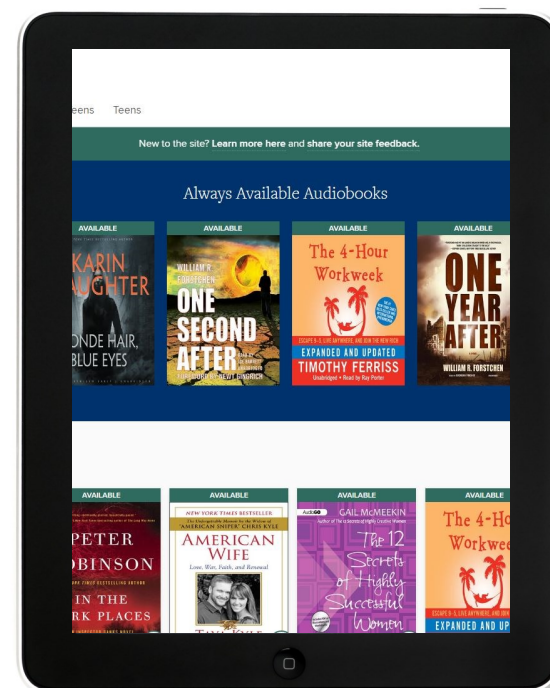
Monday—Thursday: 9 a.m. to 8 p.m.
Friday—Saturday: 9 a.m. to 5 p.m.
Sunday: 1 to 5 p.m.

Phone: 847.428.3661

E-Books and Audiobooks



**For Smartphones
and Tablets**



Fox River Valley Libraries
Dundee Library • Randall Oaks Library

HOW TO DOWNLOAD EBOOKS AND AUDIOBOOKS TO A SMARTPHONE OR TABLET

To get started you'll need:

- Valid FRVPLD card
- Internet capable device
- OverDrive App
- OverDrive account

DOWNLOAD

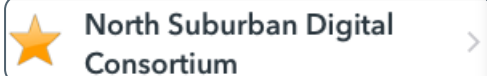
- On your device, search for and download the **OverDrive** app from your app store.
- Launch the app and create an **OverDrive account**.



1

ADD A LIBRARY

- Tap the icon with **THREE HORIZONTAL LINES** on the top left to pull up the OverDrive menu.
- Tap **ADD A LIBRARY**.
- Tap Fox River Valley Library Public Library District.
- Save **North Suburban Digital Consortium** by



2


SIGN IN

- Once on the North Suburban Digital Consortium homepage, tap the **THREE HORIZONTAL LINES** in the top right corner.
- Tap **SIGN IN**
- Choose Fox River Valley Public Library District.
- Enter your FRVPLD card number.

3

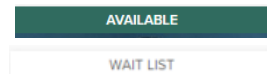
BROWSE

You can search by title or author, or browse using the genre lists.

A headphone icon below the book cover  **AUDIOBOOK** means it's an eAudiobook.


A book icon means it's an  **EBOOK**

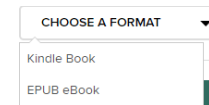
If the item is available, you will see the **AVAILABLE ICON**. If it's unavailable, you will see the **WAIT LIST ICON**.



4

CHECK OUT

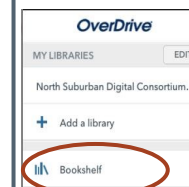
- Tap **BORROW** below the book cover.
- If the book is not available, click **PLACE A HOLD**.
- Tap the **BOOKSHELF** icon
- If the item is an audiobook, most devices support the **MP3** format. 
- Tap **CHOOSE A FORMAT** and select your format



- If you choose "Kindle Book," the eBook can be sent to your Kindle. If you choose "EPUB" eBook, the eBook will be added to your bookshelf within the OverDrive app.

5

READ



Hit the icon with the three horizontal lines on the top left to pull up the OverDrive menu and tap **BOOKSHELF**. Tap on the title to read or listen, depending on the format.

6