

RENEW

7

- A **RENEW** button will appear on your bookshelf three days before the title expires.
- If it's green, click to renew the title. If it's gray, the title cannot be renewed.

Expires in 3 days
 **Renew**

RETURN

8

To return a book early, press and hold down on the book cover until a menu appears. Tap **RETURN**.



THINGS TO KNOW

- Items check out for 14 days.
- No late fees.
- 15 checkouts per card.
- 10 holds per card.
- Turn on **Auto Checkout** to have holds checked out when they become available.

Need more help?

Call 847-428-3661, ask for Information Desk
Email LibraryHelp@frvpld.info.

Dundee Library

555 Barrington Ave. (Rt. 68)
East Dundee, IL 60118

Monday—Thursday: 9 a.m. to 9 p.m.
Friday—Saturday: 9 a.m. to 5:30 p.m.
Sunday: 1 to 5 p.m.

Randall Oaks Library

500 N. Randall Road
West Dundee, IL 60118

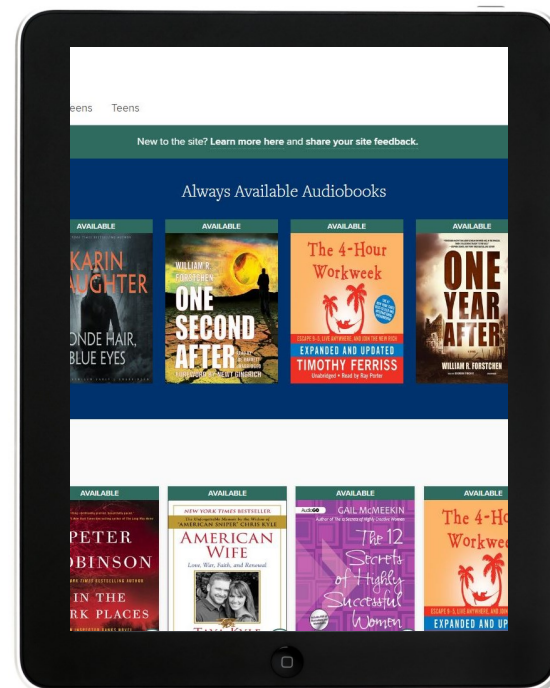
Monday—Thursday: 9 a.m. to 8 p.m.
Friday—Saturday: 9 a.m. to 5 p.m.
Sunday: 1 to 5 p.m.

Phone: 847.428.3661

E-Books and Audiobooks



For Smartphones and Tablets



Fox River Valley Libraries
Dundee Library • Randall Oaks Library

HOW TO DOWNLOAD EBOOKS AND AUDIOBOOKS TO A SMARTPHONE OR TABLET

To get started you'll need:

- Valid FRVPLD card
- Internet capable device
- OverDrive App
- OverDrive account

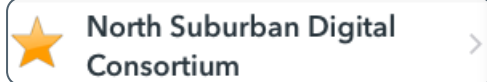
1 DOWNLOAD

- On your device, search for and download the **OverDrive** app from your app store.
- Launch the app and create an **OverDrive account**.



2 ADD A LIBRARY

- Swipe in from the right to pull up the OverDrive menu.
- Tap **ADD A LIBRARY**.
- Tap Fox River Valley Library Public Library District.
- Save **North Suburban Digital Consortium** by tapping the star.



3 SIGN IN

- Tap **THE THREE LINES** from the top right corner.
- Tap **Sign In**
- Choose Fox River Valley Public Library District.
- Enter your FRVPLD card number.

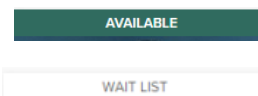
4 BROWSE

You can search by title or author, or browse using the genre lists.


A headphone icon below the book cover means it's an audiobook.

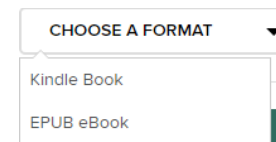
A book icon means it's an e-book.

If the item is **AVAILABLE** you will see the available icon. If it's unavailable, you will see the **WAIT LIST** icon.



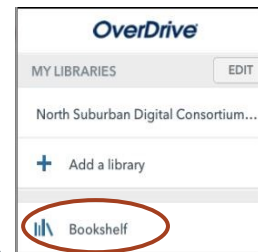
5 CHECK OUT

- Tap **BORROW** below the book cover.
- If the book is not available, click **PLACE A HOLD**.
- Tap the **BOOKSHELF** icon
- If the item is an audiobook, most devices support the **MP3** format. 
- Tap **CHOOSE A FORMAT** and select your format



- The item will automatically be added to the app.

6 READ



Swipe in from the right to pull up the OverDrive menu and tap **BOOKSHELF**.